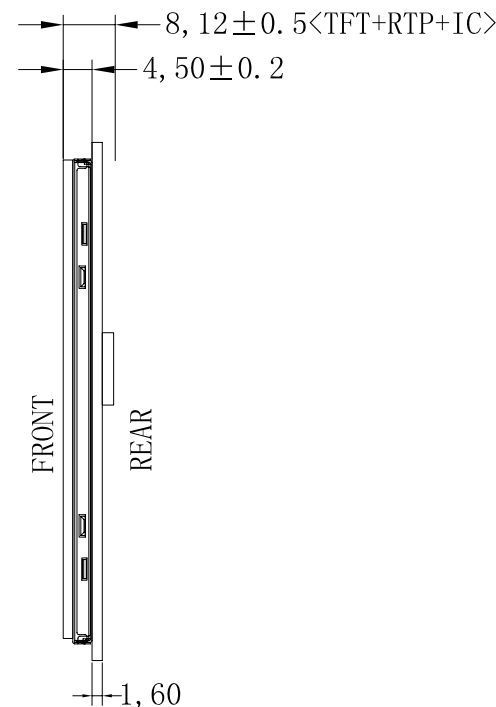
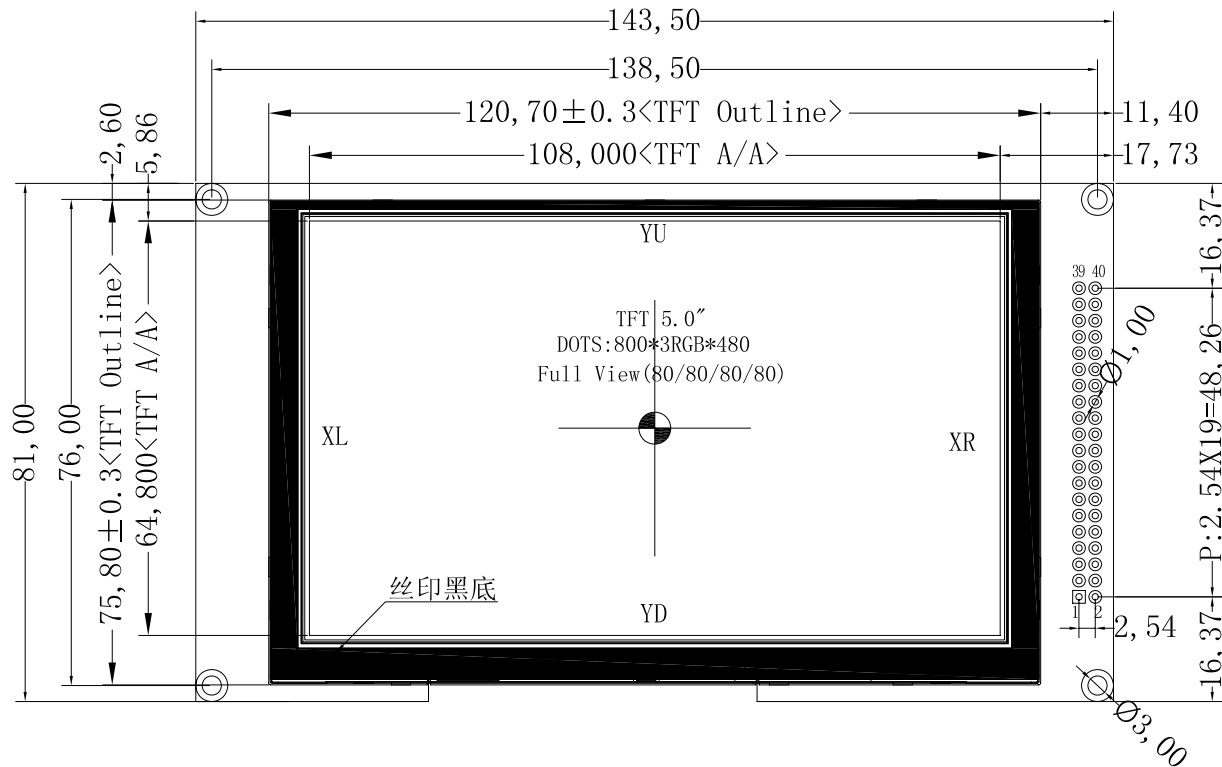
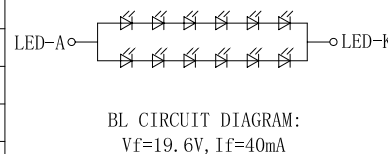


*** Do not display the fixed pattern for a long time when using a normally black panel, as it may cause image sticking due to the LCM structure. If the screen is displayed in fixed mode, use a screen saver. It is recommended to display the fixed mode in less than 2 minutes or less.



PIN	SYMBOL
1	5VDD
2	VSS
3	DB0
4	DB1
5	DB2
6	DB3
7	DB4
8	DB5
9	DB6
10	DB7
11	DB8
12	DB9
13	DB10
14	DB11
15	DB12
16	DB13
17	DB14
18	DB15
19	/CS
20	RS
21	/WR
22	/RD
23	/RESET
24	BL_PW
25	TP_SO
26	TP_IRQ
27	TP_SI
28	NC
29	TP_SCK
30	NC
31	TP_CS
32	NC
33	TE
34	
40	NC

*1. LCD Display Type	TFT, Transmissive, Normally Black		
*2. Viewing Direction	Full View (U80/D80/R80/L80)	*6. Storage Temp	-30° C~85° C
*3. Interface	8080 parallel (8/16 Bits Bus)	*7. Driver IC	SSD1963
*4. Operating Voltage	5.0V	*8. Backlight	WHITE Vf=19.6V If=40mA (Typ)
*5. Operating Temp	-30° C~85° C	*9. LCM Brightness	450 cd/m ² (Typ)



Dwg Title: LCM-TFT050T1SVP16R32D			
Scale 1:1	Unit MM	Tol. ±0.3	
Ver: V01	Drawn:	Date: 2020-4-18	