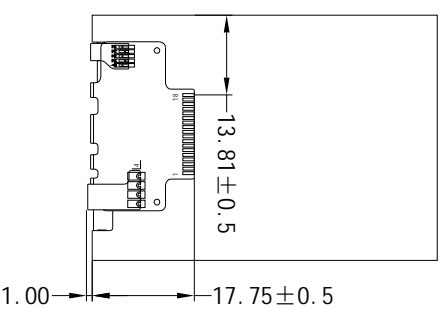
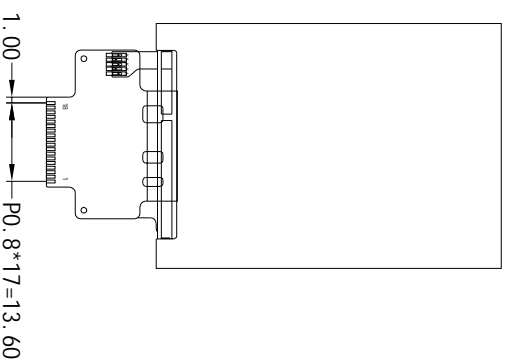
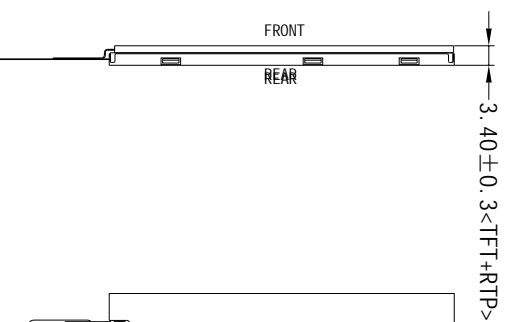
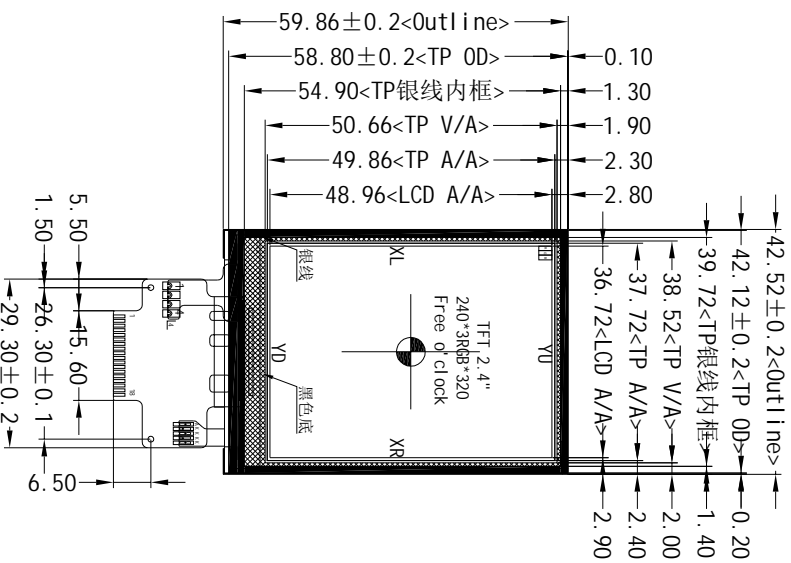
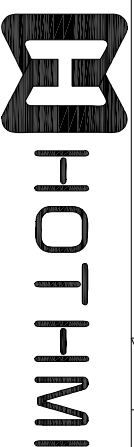
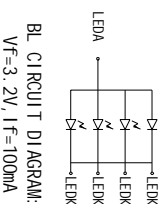


\*\*\* Do not display the fixed pattern for a long time when using a normally black panel, as it may cause image sticking due to the LCM structure. If the screen is displayed in fixed mode, use a screen saver. It is recommended to display the fixed mode in less than 2 minutes or less.



Pin No.	Signal
1	GND
2	RESX
3	SCL
4	D/CX
5	CS
6	SDA
7	SD0
8	GND
9	VCI
10	LED_A
11	LED_K
12	LED_K
13	LED_K
14	LED_K
15	RTP_XL
16	RTP_YU
17	RTP_XR
18	RTP_YD

Item	Specification	Item	Specification
*1. LCD Display Type	TFT, Transmissive, Normally Black	*6. Storage Temp	-30° C-80° C
*2. Viewing Direction	Free of Clock (U80/D80/L80/R80)	*7. Driver IC	ST7789V
*3. Interface	SPI-4L	*8. Backlight	WHITE VF=3.2V IF=100mA(Typ)
*4. Operating Voltage	VCI=2.8V, IONCC=1.8V(Typ)	*9. LCM Brightness	800 cd/m <sup>2</sup> (Typ)
*5. Operating Temp	-20° C-70° C		



Part Title: TFTA-H024A50VI ST8R18

Scale	1:1	Unit	mm	Tol.	±0.3
Ver.	V0	Drawn	Liu	Date	2019-08-26